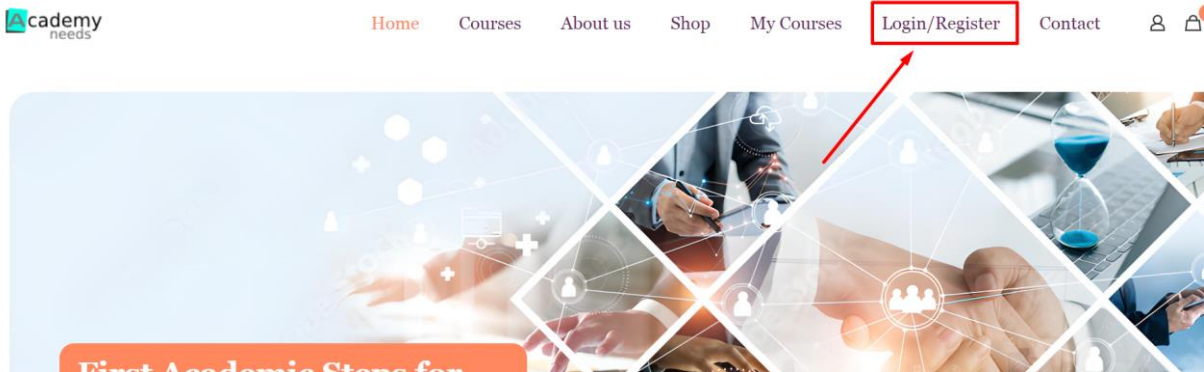


How can I buy books?

1. Log in to <https://www.eltpublications.com>
2. Click on the Login / Register menu.



3. If you are purchasing for the first time, you must register.
4. Make sure you typed your email address correctly. Your password will be sent to the e-mail address you specified.

Login

Username or email address *

Password *

Remember me

Log in

[Lost your password?](#)

Register

Username *

eltpublications10@gmail.com

Email address *

eltpublications10@gmail.com

A link to set a new password will be sent to your email address.

Student Number*

9E225534

Register

5. After clicking the sign up button, you will receive a message informing you that your information has been successfully sent to your e-mail address.

Success: Account created successfully. Please check your email address to verify account.

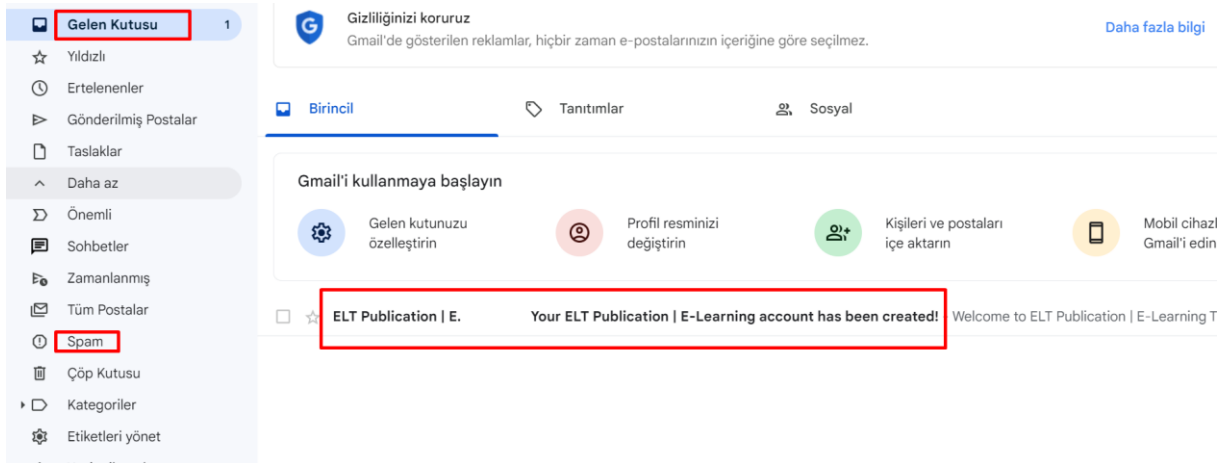
Login

Username or email address *

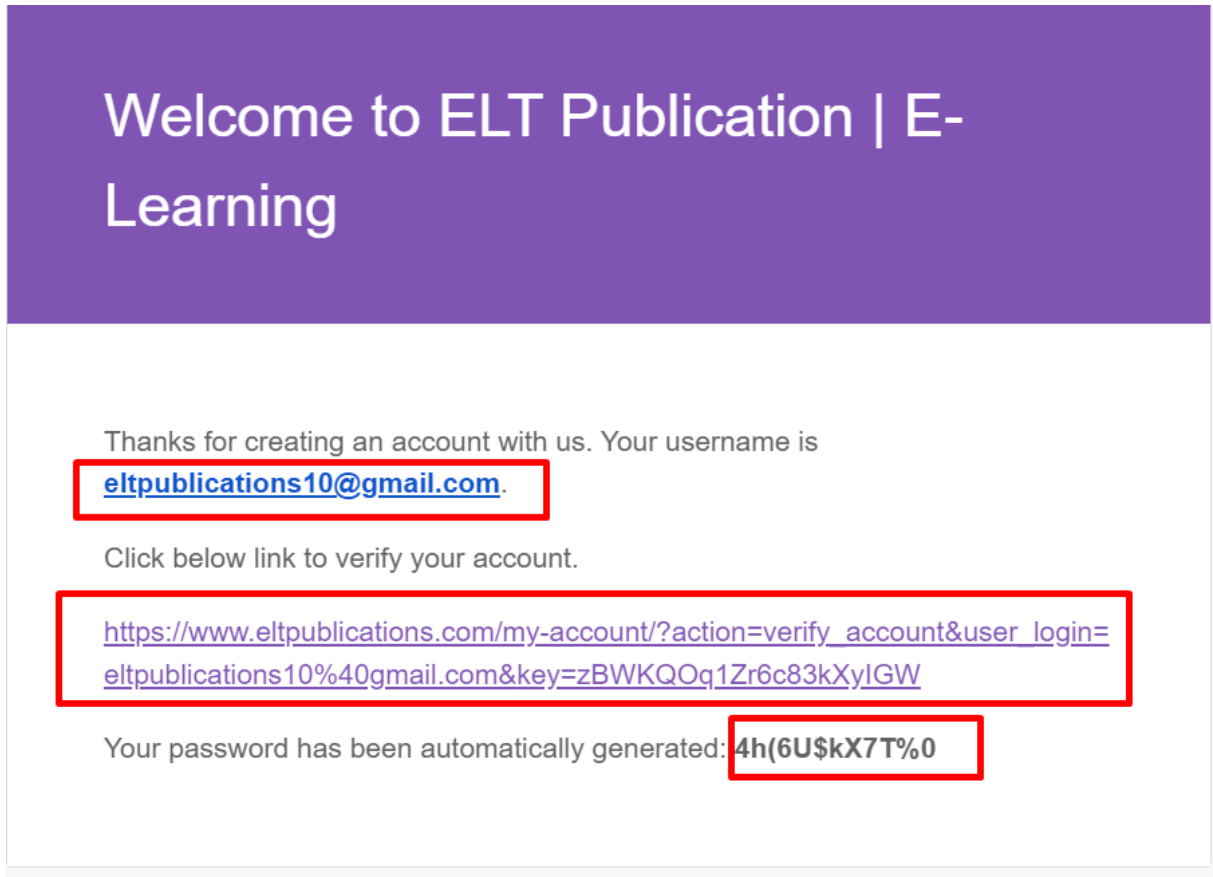
Register

Username *

6. Check your mailbox and spam folder.



7. After clicking on the activation link sent to your e-mail, you can log in to the system with your username and password specified in the e-mail.



- When you click on the activation link, the page will automatically redirect you and you will receive a notification that your verification is successful. You can log in to the system by typing your username and password specified in the e-mail.

Success: Your account is verified. Try login now.

Login

Username or email address *

eltpublications10@gmail.com|

Password *

.....

Remember me

Log in

Re

User

Ema

A lin

Stud

- After logging in to the system, check and update your Name, Surname, Student Number information from the "Account Details" menu on the left. You can also change your password from this area.

My account

Home > My account

Dashboard

My Courses

Orders

Account details

Log out

Hello [eltpublications10@gmail.com](#) (not [eltpublications10@gmail.com](#)? [Log out](#))

From your account dashboard you can view your [recent orders](#), manage your [shipping and billing addresses](#), and [edit your password and account details](#).



Dashboard



My Courses



Orders



Downloads



Addresses



Account details

10. After updating your information, click the save button.

The screenshot shows a user interface for updating account details. On the left is a sidebar menu with options: Dashboard, My Courses, Orders, Account details (highlighted), and Log out. The main form contains the following fields:

- First name ***: Input field containing "ELT".
- Last name ***: Input field containing "Publications".
- Display name ***: Input field containing "ELT Publications Support". Below it is a note: "This will be how your name will be displayed in the account section and in reviews".
- Email address ***: Input field containing "eltpublications10@gmail.com".
- Password change** section:
 - Current password (leave blank to leave unchanged)**: Input field with masked characters ".....".
 - New password (leave blank to leave unchanged)**: Input field with masked characters ".....".
 - A green bar below the new password field indicates the strength: **Strong**.
 - Confirm new password**: Input field with masked characters ".....".
- Additional Fields** section:
 - Student Number***: Input field containing "9E225534".


At the bottom of the form is an orange button labeled "Save changes".

11. When you press the save button after making the updates, you will see the message "Account information has been changed successfully". You are ready to create an order.

The screenshot shows the account details page after a successful update. A green success message is displayed at the top: "Account details changed successfully." with a checkmark icon and a close button. Below the message, the form fields are visible with the updated values:

- First name ***: Input field containing "ELT".
- Last name ***: Input field containing "Publications".
- Display name ***: Input field containing "ELT Publications Support". Below it is a note: "This will be how your name will be displayed in the account section and in reviews".

12. Click on the "Shop" menu to create an order.



13. Select the level you want to purchase. If you don't know, you can get help from consultants.

See Our Courses

Home > See Our Courses



BUSINESS COMMUNICATION SKILLS




ESP FOR HEALTH SCIENCES



ESP FOR SOCIAL SCIENCES



GENERAL ENGLISH



MEDICAL SCIENCES

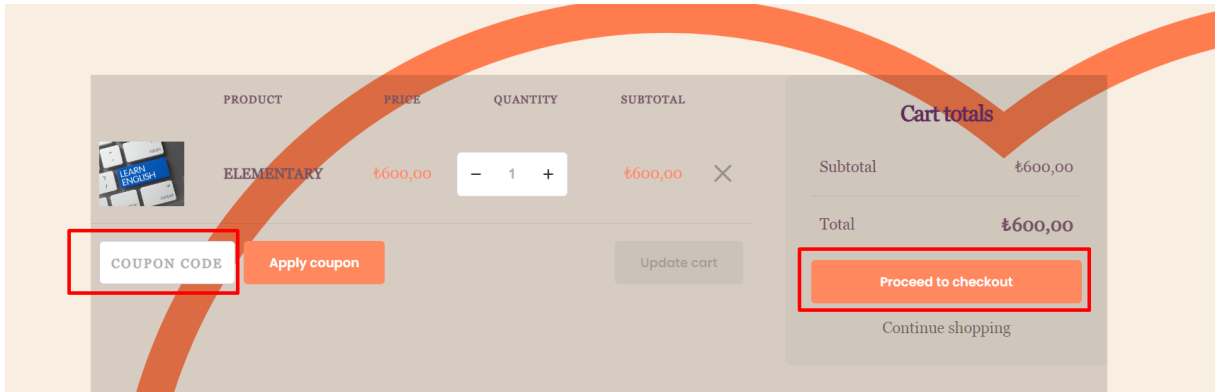
14. You can continue shopping with the "Add to Cart" button, then proceed to the payment page, or go directly to the payment page by pressing the "Buy Now" button.

Shop

Home > GENERAL ENGLISH > ELEMENTARY

A screenshot of a product page for an 'ELEMENTARY' course. The page features a search icon in the top right, a grid icon, and a large image of a keyboard with a 'LEARN ENGLISH' key. The product title 'ELEMENTARY' is displayed in a large, bold font. Below the title, the price is listed as '€600,00'. Underneath, it says 'Associated Courses' and 'ELEMENTARY'. A quantity selector shows '1' with minus and plus buttons. Two orange buttons, 'Add to cart' and 'Buy Now', are highlighted with red boxes. Below these buttons, the category 'GENERAL ENGLISH' is listed, with two red arrows pointing to it. At the bottom, there are social media share icons for Facebook, Twitter, LinkedIn, and Pinterest.

15. After clicking the "Buy Now" button, you can enter your coupon code, if you have one, or proceed to the payment page by pressing the "Proceed to Payment" button.



16. After filling in the required fields and checking your information on the payment page, you can proceed to the payment stage by clicking the "Pay by Credit/Debit Card" button.

Have a coupon? [Click here to enter your code](#) ▾

Billing details

First name *

Last name *

Your University (optional)

Phone *

Email address *





Additional information

Order notes (optional)

Student Number*

Your order

Product	Subtotal
ELEMENTARY × 1	₺600,00
Subtotal	₺600,00
Total	₺600,00

Pay with Bank/Debit Card    
Pay with your credit card or debit card via izyico.

I have read and agree to the website [terms and conditions](#) *

Pay with Credit/Bank Card

[Return to cart](#)

17. On the credit card payment page, click the "Pay by Debit/Credit Card" button.

The screenshot shows a payment page with a header containing order details. The 'ORDER NUMBER:' is 396, the 'DATE:' is December 1, 2023, and the 'TOTAL:' is ₺600,00. Below the header, there is a message: 'Thank you for your order, please enter your card information in the payment form below to pay with iyzico'. The main content area features the 'Pay with iyzico BALANCE' logo, a promotional banner for 'Pay with Shopping Credit option, benefit from advantageous installments!', and a section titled 'Pay Easily with iyzico Assurance!'. This section lists four benefits: 'Fast Payment with Card / Credit / Balance', 'Buyer Protection', 'Instant Refund with Balance Payment', and '7/24 Live Support'. Below these benefits, there is a 'Secure Payment with iyzico' lock icon and a red arrow pointing to a button labeled 'Pay With Debit / Credit Card'.

ORDER NUMBER:	DATE:	TOTAL:	PAYMENT METHOD:
396	December 1, 2023	₺600,00	Pay with iyzico

Thank you for your order, please enter your card information in the payment form below to pay with iyzico

Pay with iyzico BALANCE

Pay with Shopping Credit option, benefit from advantageous installments!

Pay Easily with iyzico Assurance!

Pay with iyzico is a free and secure payment method where you can easily make your purchases.

- Fast Payment with Card / Credit / Balance
- Buyer Protection
- Instant Refund with Balance Payment
- 7/24 Live Support

Secure Payment with iyzico

Pay With Debit / Credit Card

18. Write your name, surname, card number, expiration date and security number in your card information and press the "Pay" button.

19. Don't forget to check that your credit card is open for online shopping and that your balance is sufficient.


Thank you for your order, please enter your card information in the payment form below to pay with izyico checkout.

The screenshot shows the Iyzico payment interface. At the top, there is a 'Credit Card' button. Below it, the heading is '< Pay with izyico'. A green banner promotes 'Pay with Shopping Credit option, benefit from advantageous installments!'. The form contains several input fields: 'Card Holder Name', 'Card Number', 'mm/yy' (expiry date), and 'CVC'. A red arrow points to the 'Card Holder Name' field, another to the 'Card Number' field, and a third to the 'mm/yy' field. Below these fields, a message states: 'You will see the installment options after you enter your card number.' There is a checkbox for '3D Secure'. A prominent blue button labeled 'PAY 600.00 TL' is highlighted with a red arrow. At the bottom, there is a link to 'Information Notice Regarding Data Processing' and a list of installment options including 'advantage', 'CEBES', 'bankKart', '@bonus', 'CARDFINANS', 'maksimum', 'Paraf', 'WORLD', and a 'Show All Installments Options' link.

20. If your payment has been made successfully, you can click on the "Order" menu from the My Account menu and see its status.

The screenshot shows the top navigation bar of a website. The menu items are 'Home', 'Courses', 'About us', 'Shop', 'My Courses', 'Login/Register', 'Contact', and a user profile icon. The 'Login/Register' and user profile icon are highlighted with red boxes. A dropdown menu is open from the user profile icon, showing the following options: 'Hello eltpublications10@gmail.com', 'Dashboard', 'My Courses', 'Orders', 'Account details', and 'Log out'. The 'Orders' option is highlighted with a red box. A red arrow points to the user profile icon in the navigation bar.

21. If your order status appears as "Completed", your order has been created without any problems. You can view your book by clicking on the "My Lessons" menu.

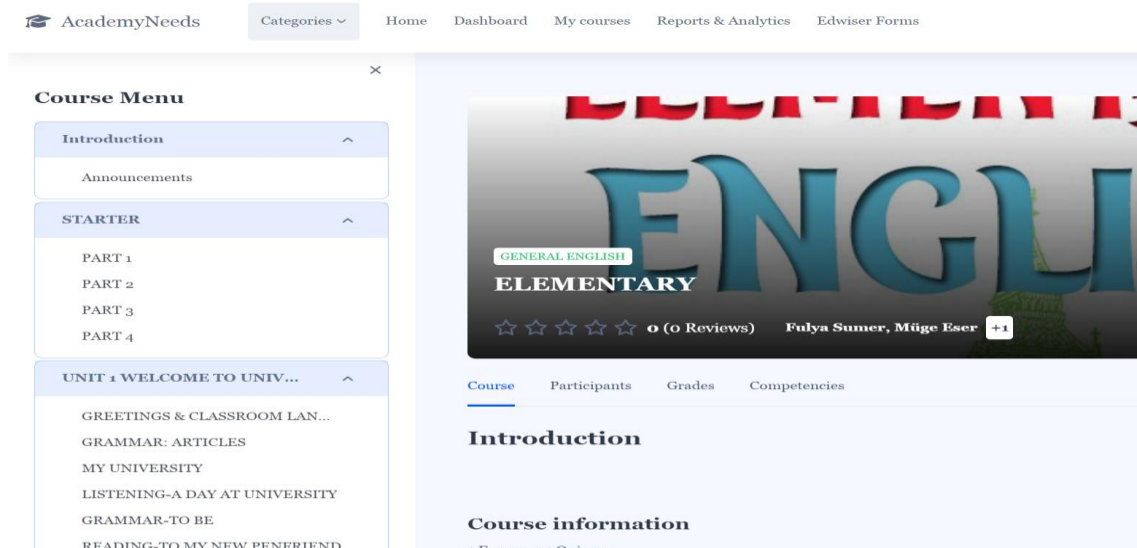
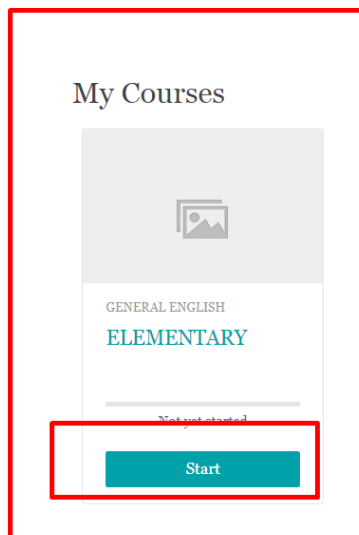


Order	Date	Status	Total	Actions
#396	December 1, 2023	Completed	₺600,00 for 1 item	View

22. You can start using the book you purchased by pressing the "Start" button.

My Courses

[Home](#) > [My Courses](#)



AcademyNeeds Categories Home Dashboard My courses Reports & Analytics Edwiser Forms

Course Menu

- Introduction
 - Announcements
- STARTER
 - PART 1
 - PART 2
 - PART 3
 - PART 4
- UNIT 1 WELCOME TO UNIV...
 - GREETINGS & CLASSROOM LAN...
 - GRAMMAR: ARTICLES
 - MY UNIVERSITY
 - LISTENING-A DAY AT UNIVERSITY
 - GRAMMAR-TO BE
 - READING-TO MY NEW PENFRIEND

GENERAL ENGLISH ELEMENTARY

(0 Reviews) Fulya Sumer, Müge Eser +1

Course Participants Grades Competencies

Introduction

Course information

1 Forum, 44 Quizzes.

